

High-Power LPDA Antenna

800 – 3000 MHz

Product Code: LPDA-A0067

VERSION: 3.11

SPECIFICATIONS:

Product codes:	
LPDA-A0067	Standard version
LPDA-A0067-01	High-power version
Electrical:	
Frequency range	800 – 3000 MHz
VSWR	< 2.0:1
Nominal input impedance	50 Ω
Feed power handling	LPDA-A0067: 200 W LPDA-A0067-01: 400 W
Gain (free space)	12 dBi average, 11 dBi minimum
Polarisation	Vertical
Connectors	N-type female
Mechanical:	
Dimensions (l x w x h)	< 720 mm x 80 mm x 470 mm
Material	Aluminium, stainless steel, fibreglass
Total mass	4.5 kg including mounting bracket
Environmental: designed to meet the following specifications	
Wind survival	160 km/h (theoretical)
Temperature range	- 30 °C to + 70 °C
Water and dust resistance	IP65
Corrosion	Appropriate anti-corrosion measures are taken in the design of antenna for harsh environmental conditions.



PRODUCT FEATURES:

- Wideband frequency 800 to 3000 MHz
- VSWR < 2.0:1
- High gain: 12 dBi average
- 200 W power handling on LPDA-A0067 and 400 W on the LPDA-A0067-01
- Rugged construction

PRODUCT APPLICATIONS:

- Wideband
- High-power
- Covers the GSM-800, 900, 1800, 1900 and 3G frequency bands

PRODUCT DESCRIPTION:

This directional log-periodic dipole array (LPDA-A0067) is primarily designed for high-power applications. It covers a frequency band of 800 to 3000 MHz with an average gain of 12 dBi. The antenna is supplied with hardware to mount onto a 60 mm mast.

The antenna consists of two high gain log-periodic antennas in a common radome. The antennas are connected in phase using a power divider. This allows high gain within a relatively small radome.

High-Power LPDA Antenna

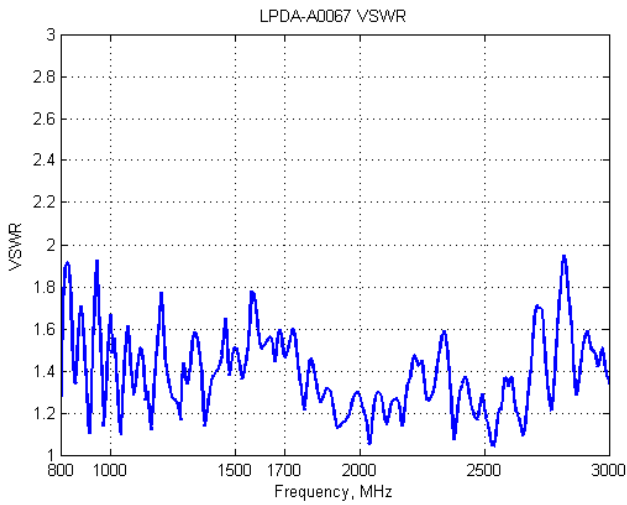
800 – 3000 MHz

Product Code: LPDA-A0067

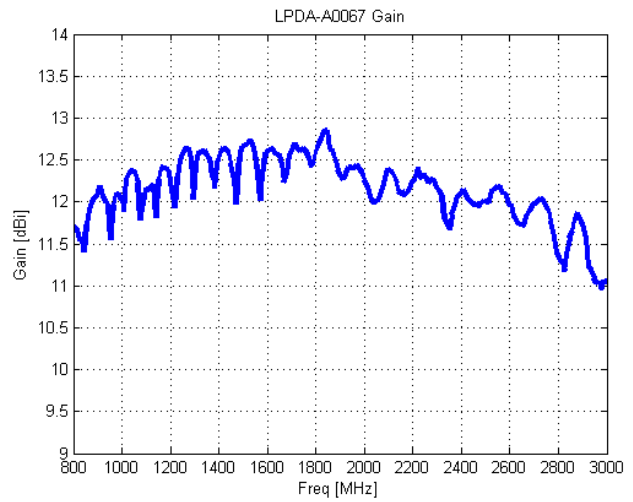
VERSION: 3.11

VSWR AND GAIN GRAPHS:

Typical VSWR:

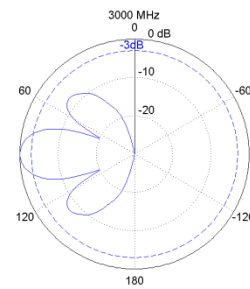
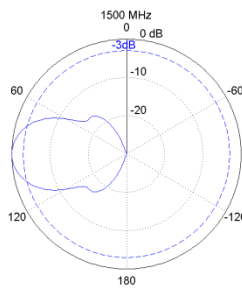
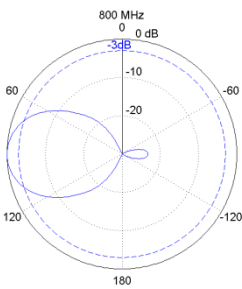


GAIN:



PATTERNS:

Radiation patterns (E-plane):



Radiation patterns (H-plane):

